

# MOVING BY STEPS

The easiest way to begin playing songs is to move by steps.  
When the music moves by steps the notes are next to each other.


Some helpful hints:

1. Practice fingerings without sound.
2. Take a big breath and try to go two measures (or more) on a breath.
3. Always play with a full sound.

You must always know these four things everytime you play.

1. You must know the letter name of the note.
2. You must know the fingering or position.
3. You must understand the correct counting for each note.
4. You must play with a steady pulse.

## ONE STEP AT A TIME




## TWO STEPS AT A TIME

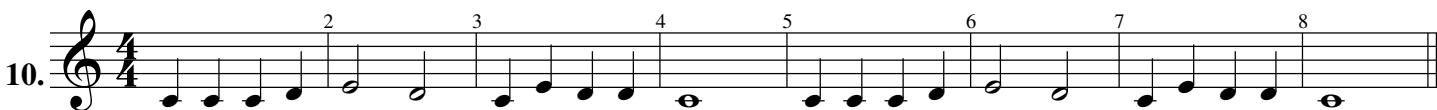


Now we can play some songs that move by steps using the notes we have learned.

### HOT CROSS BUNS



### FRENCH SONG



### MARY HAD A LITTLE LAMB



### ODE TO JOY

